

TOWELLERS LIMITED

Condensed Interim Balance Sheet (Un-audited)
As at March 31, 2015

	Note	31-Mar-15 Rupees	30-Jun-14 Rupees
ASSETS			
NON CURRENT ASSETS			
Property, plant and equipment	5	681,080,935	515,730,655
Long term loans		8,536,870	15,085,130
Long term deposits		6,539,820	3,677,382
		696,157,625	534,493,167
CURRENT ASSETS			
Stores, spare parts and loose tools		21,523,989	12,495,662
Stock in trade		335,310,590	442,277,451
Trade debts	6	173,811,512	301,252,364
Loans and advances		34,824,536	23,692,857
Trade deposits and short term prepayments		9,596,369	44,968,331
Other receivables		70,908,332	851,822,736
Income tax and sales tax refundable		93,524,994	111,364,709
Cash and bank balances		192,028,327	89,907,967
		931,528,649	1,877,782,078
TOTAL ASSETS		1,627,686,274	2,412,275,245
EQUITY AND LIABILITIES			
SHARE CAPITAL AND RESERVES			
Authorised capital 25,000,000 (June 30, 2014: 25,000,000) ordinary shares of Rs. 10 each		250,000,000	250,000,000
Issued, subscribed and paid up capital 17,000,000 (June 30, 2014: 17,000,000) ordinary shares of Rs. 10 each		170,000,000	170,000,000
Reserves		(58,402,851)	(438,643,180)
		111,597,149	(268,643,180)
Surplus on revaluation of property, plant & equipment		360,853,224	371,015,767
NON CURRENT LIABILITIES			
Long term financing		160,364,924	765,179,367
Loan from directors & others		5,173,124	173,124
Deferred liabilities			
Staff retirement benefits - gratuity		70,594,253	74,808,998
		236,132,301	840,161,489
CURRENT LIABILITIES			
Trade and other payables		543,746,688	575,167,410
Accrued mark up and interest		134,214,818	134,214,818
Short term borrowings		223,062,234	711,371,608
Current portion of			
Long term financing		18,079,860	48,987,334
		919,103,601	1,469,741,170
CONTINGENCIES AND COMMITMENTS	7	-	-
TOTAL EQUITY AND LIABILITIES		1,627,686,274	2,412,275,245

The annexed notes 1 to 11 form an integral part of this condensed interim financial information.


Chief Executive

Karachi: 27 APR 2015
Dated: _____





Director

TOWELLERS LIMITED

Condensed Interim Profit and Loss Account (Un-audited)
For the nine months ended March 31, 2015

	Nine Months Ended		Quarter Ended	
	31-Mar-15 Rupees	31-Mar-14 Rupees	31-Mar-15 Rupees	31-Mar-14 Rupees
Sales	2,087,772,322	2,693,363,022	529,644,315	815,105,837
Cost of sales	(1,747,843,225)	(2,318,387,913)	(459,398,414)	(743,915,950)
Gross profit	339,929,097	374,975,109	70,245,901	71,189,887
Distribution cost	(102,923,608)	(165,535,211)	(26,158,474)	(41,935,793)
Administrative expenses	(99,154,922)	(83,801,573)	(32,567,956)	(29,082,522)
Other operating expenses	(9,531,760)	(7,515,456)	(1,613,491)	205,421
Finance cost	(8,466,084)	(31,148,479)	9,956,851	(10,511,665)
	(220,076,373)	(288,000,719)	(50,383,069)	(81,324,559)
Profit from operations	119,852,724	86,974,390	19,862,832	(10,134,672)
Other income	15,300,963	13,187,903	3,738,339	6,555,218
Profit before taxation	135,153,687	100,162,293	23,601,171	(3,579,454)
Provision for taxation	(22,576,798)	(26,290,998)	(6,316,056)	(5,883,468)
Profit for the period	112,576,889	73,871,296	17,285,115	(9,462,922)
Earnings per share - basic and diluted	6.62	4.35	1.02	(0.56)

The annexed notes 1 to 11 form an integral part of this condensed interim financial information.


Chief Executive

Karachi: **27 APR 2015**
Dated : _____


Director




TOWELLERS LIMITED

Condensed Interim Statement of Comprehensive Income (Un-audited)
For the nine months ended March 31, 2015

	Nine Months Ended		Quarter Ended	
	31-Mar-15 Rupees	31-Mar-14 Rupees	31-Mar-15 Rupees	31-Mar-14 Rupees
Profit for the period	112,576,889	73,871,296	17,285,115	(9,462,922)
Other comprehensive income	-	-	-	-
Total comprehensive income for the period	112,576,889	73,871,296	17,285,115	(9,462,922)

The annexed notes 1 to 11 form an integral part of this condensed interim financial information.


Chief Executive

Karachi: 27 APR 2015
Dated : _____




Director

TOWELLERS LIMITED**Condensed Interim Statement of Changes in Equity (Un-audited)
For the nine months ended March 31, 2015**

Particulars	Share capital	Reserves			Total
		Capital	Revenue	Sub total	
		Share premium	Unappropriated profit/(loss)		
Rupees					
Balance as at July 01, 2013	170,000,000	63,000,000	(482,900,223)	(419,900,223)	(249,900,223)
Total comprehensive profit for the nine months ended March 31, 2014	-	-	73,871,296	73,871,296	73,871,296
Transfer from surplus on revaluation of property, plant and equipment on account of incremental depreciation	-	-	31,662,938	31,662,938	31,662,938
Balance as at March 31, 2014	170,000,000	63,000,000	(377,365,989)	(314,365,989)	(144,365,989)
Balance as at July 01, 2014	170,000,000	63,000,000	(501,643,180)	(438,643,180)	(268,643,180)
Total comprehensive profit for the nine months ended March 31, 2015	-	-	112,576,889	112,576,889	112,576,889
Transfer from surplus on revaluation of property, plant and equipment on account of incremental depreciation	-	-	10,162,544	10,162,544	10,162,544
Gain on principal amount write off by the banks through sale of Nooriabad Unit by banks.	-	-	257,500,896	257,500,896	257,500,896
Balance as at March 31, 2015	170,000,000	63,000,000	(121,402,851)	(58,402,851)	111,597,149

The annexed notes 1 to 9 form an integral part of these condensed interim financial statements.


Chief Executive

Karachi: **27 APR 2015**
Dated : _____





Director

TOWELLERS LIMITED

Condensed Interim Cash Flow Statement (Un-audited)
For the nine months ended March 31, 2015

	31-Mar-15 Rupees	31-Mar-14 Rupees
CASH FLOWS FROM OPERATING ACTIVITIES		
Profit before taxation	135,153,687	100,162,293
Adjustments for:		
Depreciation	20,513,882	104,366,911
Finance cost	8,466,084	31,148,479
Provision for gratuity	14,098,377	11,526,726
Provision for workers' profit participation fund	7,234,272	5,415,670
Provision for workers' welfare fund	2,297,488	2,099,786
Gain on disposal of property, plant and equipment	(3,903,125)	(2,306,764)
	<u>48,706,977</u>	<u>152,250,808</u>
Profit before working capital changes	183,860,664	252,413,101
(Increase) / decrease in current assets		
Stores, spare parts and loose tools	(9,028,327)	5,897,789
Stock in trade	106,966,861	(75,345,044)
Trade debts	127,440,852	29,154,052
Loans and advances	(11,131,679)	(10,883,576)
Trade deposits and short term prepayments	32,509,524	(12,417,086)
Other receivables	780,914,404	(4,669,043)
	<u>1,027,671,636</u>	<u>(68,262,908)</u>
(Decrease) in current liabilities		
Trade and other payables	(40,952,482)	(95,072,920)
Cash generated from / (used in) from operations	<u>1,170,579,817</u>	<u>89,077,273</u>
Finance cost paid	(8,466,084)	(10,352,045)
Taxes (paid) / refund	(4,737,082)	(70,761,771)
Long term loan (paid) / refund	6,548,260	(2,454,848)
Staff retirement benefits - gratuity paid	(18,313,122)	(10,850,395)
Net cash generated / used in) from operating activities	<u>1,145,611,791</u>	<u>(5,341,786)</u>
CASH FLOWS FROM INVESTING ACTIVITIES		
Proceeds from sale of property, plant and equipment	25,646,000	2,579,000
Fixed capital expenditure	(207,607,036)	(48,136,804)
Net cash used in investing activities	<u>(181,961,036)</u>	<u>(45,557,804)</u>
CASH FLOWS FROM FINANCING ACTIVITIES		
Long term financing	(554,305,917)	(13,284,286)
Loan from directors & others	5,000,000	-
Short term borrowings - net	(312,224,477)	78,508,816
Net cash (used in) / generated from financing activities	<u>(861,530,394)</u>	<u>65,224,530</u>
Net increase in cash and cash equivalents	102,120,360	14,324,940
Cash and cash equivalents at the beginning of the period	89,907,967	166,718,156
Cash and cash equivalents at the end of the period	<u>192,028,327</u>	<u>181,043,096</u>

The annexed notes 1 to 11 form an integral part of this condensed interim financial information.


Chief Executive

Karachi: 27 APR 2015

Dated : _____




Director

TOWELLERS LIMITED

NOTES TO THE CONDENSED INTERIM FINANCIAL INFORMATION (UN-AUDITED)

For the nine months ended March 31, 2015

1 LEGAL STATUS AND NATURE OF BUSINESS

The company was incorporated in Pakistan as a Private Limited Company on May 31, 1973 and subsequently converted into Public Limited Company on June 22, 1994 under the Companies Act, 1913 (Now Companies Ordinance, 1984) and is quoted on stock exchanges at Karachi and Lahore. The principal business of the company is to manufacture and export of textile made ups, garments and towels. The registered office of the company is situated at WSA - 30 & 31, Block - 1, Federal "B" Area, Karachi in the province of Sindh, Pakistan.

2 BASIS OF PREPARATION

Statement of compliance

This condensed interim financial information is un-audited and has been prepared in accordance with the requirements of the International Accounting Standard "IAS" 34 Interim Financial Reporting as applicable in Pakistan. This condensed interim financial information does not include all of the information and disclosures required for annual financial statements, and should be read in conjunction with the financial statements of the Company as at and for the year ended June 30, 2014.

This condensed interim financial information is being submitted to the shareholders as required by the Listing regulations of Karachi, Lahore and Islamabad Stock Exchanges and section 245 of the Companies Ordinance, 1984.

These condensed interim financial information comprise of condensed interim balance sheet, condensed interim profit and loss account, condensed interim statement of comprehensive income, condensed interim cash flow statement and condensed interim statement of changes in equity together with the notes for the nine months ended March 31, 2015 which have been subjected to a review but not audited. This condensed interim financial information also include the condensed interim profit and loss account for the quarter ended March 31, 2015.

3 SIGNIFICANT ACCOUNTING POLICIES

- 3.1 The accounting policies and methods of computation which have been used in the preparation of this condensed interim financial information are the same as those applied in preparation of the financial statements for the preceding year ended June 30, 2014.
- 3.2 Amendments to certain existing standards and new interpretations on approved accounting standards effective during the period either were not relevant to the company's operations or did not have any impact on the accounting policies of the company.

4 ACCOUNTING ESTIMATES, JUDGMENTS AND FINANCIAL RISK MANAGEMENT

The preparation of this condensed interim financial information in conformity with approved accounting standards requires management to make estimates, assumptions and use judgments that affect the application of policies and reported amounts of assets and liabilities and income and expenses. Estimates, assumptions and judgments are continually evaluated and are based on historical experience and other factors, including reasonable expectations of future events. Revisions to accounting estimates are recognized prospectively commencing from the period of revision.

Judgments and estimates made by management in the preparation of this condensed interim financial information are the same as those that were applied to the financial statements for the year ended June 30, 2014.

The Company's financial risk management objectives and policies are consistent with those disclosed in the financial statements as at and for the year ended June 30, 2014.

5 PROPERTY, PLANT AND EQUIPMENT

		(Un-audited)	(Audited)
		31-Mar-15	30-Jun-14
	Note	----- Rupees -----	
Operating assets	5.1	446,887,609	431,002,021
Capital work in progress-at cost	5.2	234,193,325	84,728,634
		<u>681,080,935</u>	<u>515,730,655</u>

5.1 ASSETS OWNED BY THE COMPANY

	(Un-audited)	(Audited)
	31-Mar-15	30-Jun-14
	----- Rupees -----	
Net book value at the beginning of the period/year	431,002,021	1,658,505,612
Additions during the period/year		
Freehold land	-	173,124
Building on leasehold land	33,494,256	3,651,476
Plant and machinery	17,710,227	16,176,216
Furniture and fixture	898,550	627,350
Office equipment	3,309,312	1,569,536
Vehicles	2,730,000	1,414,978
	58,142,345	23,612,680
Net book value of assets disposed during the period/year	(21,742,875)	(1,116,482,627)
Depreciation for the period/year	(20,513,882)	(134,633,644)
Net book value at the end of the period/year	446,887,609	431,002,021

5.2 CAPITAL WORK IN PROGRESS

	(Un-audited)	(Audited)
	31-Mar-15	30-Jun-14
	----- Rupees -----	
Building on leasehold land	204,887,350	84,728,634
Machinery	22,056,176	-
Equipment	7,249,800	-
	234,193,325	84,728,634

6 TRADE DEBTS

		(Un-audited)	(Audited)
		31-Mar-15	30-Jun-14
		----- Rupees -----	
Secured - considered good			
Foreign debts		148,982,939	266,398,411
Unsecured - considered good			
Foreign debts		32,570,676	44,943,315
Domestic debts		2,669,384	8,125,847
		35,240,060	53,069,162
		184,222,999	319,467,573
Provision for doubtful debts	6.1	(10,411,487)	(18,215,209)
		173,811,512	301,252,364

6.1 The movement in provision during the period/year is as follows:

Balance as at July 01,	18,215,209	18,215,209
	18,215,209	18,215,209
Bad debts written off during the period/year	(5,047,261)	-
Bad debts recovered during the period/year	(2,756,461)	-
Balance as at end of the period/year	10,411,487	18,215,209

7 CONTINGENCIES AND COMMITMENTS

	(Un-audited)	(Audited)
	31-Mar-15	30-Jun-14
	-----Rupees -----	
7.1 Contingencies		
Bank guarantees issued in the ordinary course of business	2,280,000	37,039,000

7.2 Commitments

Building	20,000,000	43,333,385
Plant & machinery	5,916,000	49,400,000
	<u>25,916,000</u>	<u>92,733,385</u>

8 TRANSACTIONS WITH RELATED PARTIES

	(Un-audited)	(Un-audited)
	31-Mar-15	31-Mar-14
	-----Rupees-----	

Transactions with related parties	Relationship	
Salaries and other employees benefits	Key management personnel	16,815,322

9 COMPARATIVE FIGURES


In order to comply with the requirements of International Accounting Standard 34 "Interim Financial Reporting", balance sheet has been compared with the balances of annual financial statements while profit & loss accounts has been compared with corresponding figures of last nine months and quarter.

10 DATE OF AUTHORISATION FOR ISSUE

These condensed interim financial information have been authorized for issue on _____
by the board of directors of the company.

27 APR 2015**11 GENERAL**

Figures have been rounded off to the nearest rupees.



Chief Executive

Karachi: **27 APR 2015**

Dated : _____




Director